

F FOR SALE



Easy Access Warehouse Building
3302 S Humane Society Rd, Parkland, WI
Offered at \$495,000

Greg Follmer ▪ Broker MN WI ▪ 218.310.0013 ▪ GregFollmer@gmail.com

230 East Superior Street ▪ Duluth, Minnesota 55802 ▪ Licensed in Minnesota and Wisconsin

All Information Herein Deemed Reliable but not Guaranteed

#PA-024-00314-00

2.5 Acres

2022 Taxes \$1,099.06

3 Drive in doors (2-12 & 1-9)

10,000 LB truck lift

5,000 SF


Just 9.3 Miles off High Bridge!

Access during road restrictions

Heated floors

Well & Septic

3 Offices / Bathroom / Breakroom



Easy Access Warehouse Building

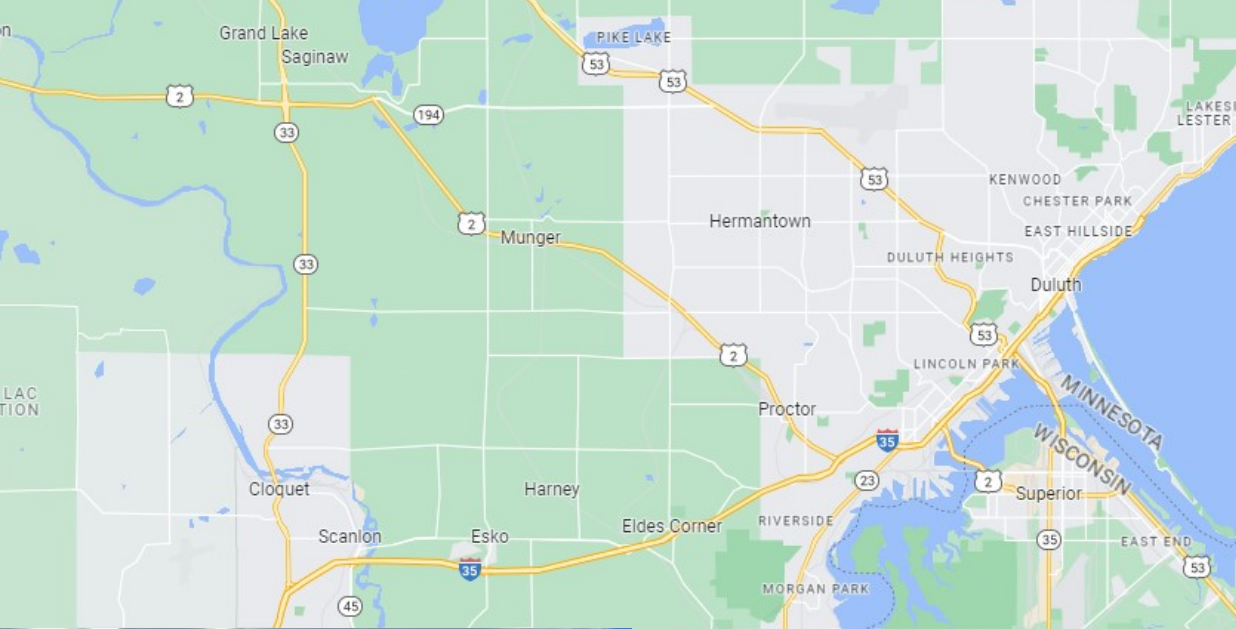
3302 S Humane Society Rd, Parkland, WI

Offered at \$495,000

Greg Follmer ▪ Broker MN WI ▪ 218.310.0013 ▪ GregFollmer@gmail.com

230 East Superior Street ▪ Duluth, Minnesota 55802 ▪ Licensed in Minnesota and Wisconsin

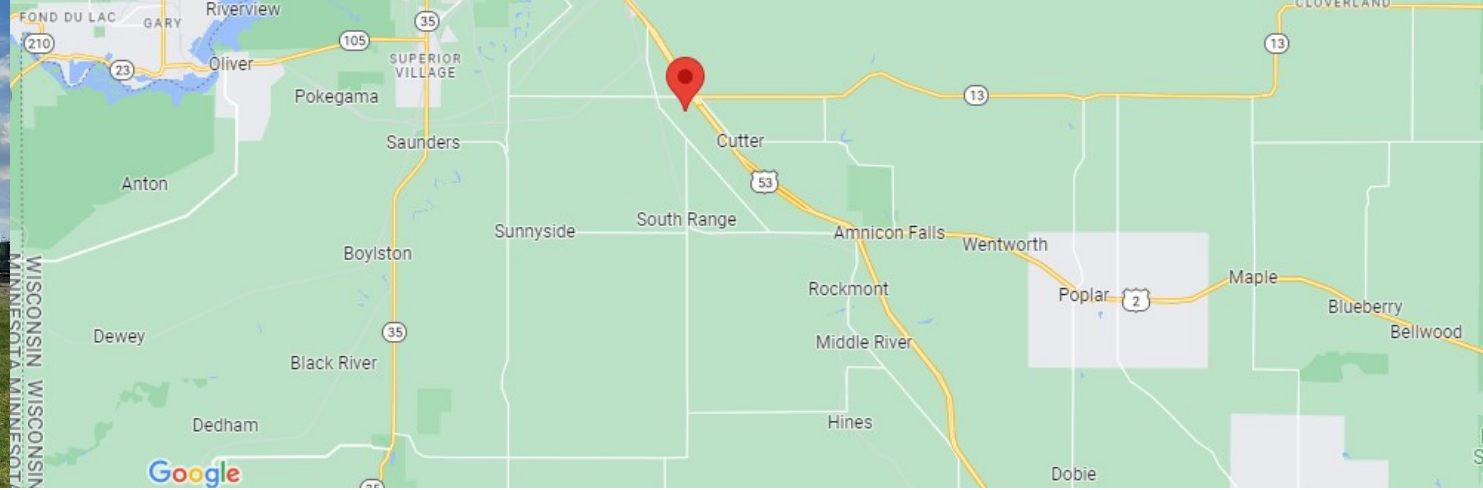
All Information Herein Deemed Reliable but not Guaranteed



Steel Frame Shop/Warehouse!

"Go Incognito!"

Located directly adjacent to Hwy 53 on 2.5 acres but just outside the city limits and above the weight station! Great finished building with in floor heat, truck lift, insulated and finished interior. Some offices, break room and fenced area. Stay out of sight, but in a cool building!



Easy Access Warehouse Building

3302 S Humane Society Rd, Parkland, WI

Offered at \$495,000

Greg Follmer ▪ Broker MN WI ▪ 218.310.0013 ▪ GregFollmer@gmail.com

230 East Superior Street ▪ Duluth, Minnesota 55802 ▪ Licensed in Minnesota and Wisconsin

All Information Herein Deemed Reliable but not Guaranteed